



# ROYAL WOOD

---

---

PREMIUM MATERIALS FOR  
SAUNA WALL PANELS AND  
BENCH BOARDS.

---

[royal-wood.com](http://royal-wood.com)

# ROYAL WOOD

Royal Wood is a premium timber supplier from Latvia, specialising in high-quality wood products for saunas, exterior cladding and decking. We provide a full cycle of production, starting with sawing logs, drying, edging and cross-cutting timber and finishing with planing the material to precise profiles.

Our range covers a wide selection of wood species including Aspen, Alder, Spruce and Radiata, as well as thermally modified materials: Thermo Aspen, Thermo Alder, Thermo Radiata, Thermo Taeda, Thermo Pine, Thermo Spruce and Thermo Ash, giving our clients the freedom to choose the right material for every project and application.

Our sauna range includes wall panels and bench boards crafted from carefully selected species, resin free, defect free and smooth to the touch, designed to perform beautifully in high heat and humidity. Our cladding and decking materials brings the warmth and character out like nothing else.

+371 20681708

Matrožu iela 7a,

LV-1048,



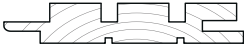


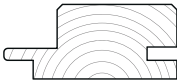


Rīga, Latvia

[adrians@royal-wood.com](mailto:adrians@royal-wood.com)




Fifty shades of wood, crafted to your vision. Elegant wall panels and sauna bench boards play a key role in shaping atmosphere and comfort. Our collection is designed to help you create calm, harmonious spaces that support relaxation and well-being. All products are crafted from carefully selected wood materials. Suitable for both sauna and indoor use, the material is precisely pre-dried or thermo-modified to achieve minimal moisture content, then smoothly planed for a flawless, natural finish and a pleasant tactile feel.

# PANELS

PRODUCT	WOOD TYPE	THICKNESS (mm)	WIDTH (mm)	COVERING WIDTH (mm)
<p>DVS</p> 	Aspen, Alder, Thermo aspen, Thermo alder	15	45	36
		15	70	61
		15	90	81
		15	120	111
		15	150	141
		18	140	130
	Thermo radiata	18	185	175
<p>SRP F-1</p> 	Aspen, Alder, Thermo aspen, Thermo alder	15	70	61
		15	90	81
<p>SRP F-2</p> 	Aspen, Alder, Thermo aspen, Thermo alder	15	70	61
		15	90	81
<p>SRP F-3</p> 	Aspen, Alder, Thermo aspen, Thermo alder	15	90	81
<p>KYTE S</p> 	Thermo radiata, Thermo taeda	20	140	128
<p>STEP</p> 	Aspen, Alder, Thermo aspen, Thermo alder	28	65	56
<p>STP</p> 	Aspen, Alder, Thermo aspen, Thermo alder	15	45	36
		15	70	61
		15	90	81
<p>STV</p> 	Aspen, Alder, Thermo aspen, Thermo alder	15	70	61
		15	90	81


# PANELS




DVS / 15x70 / Thermo Alder



SHP / 28x65 / Aspen




KYTE S / 20x140 / Thermo Radiata




STP / 15x70 / Alder

# BENCH BOARDS

PRODUCT	WOOD TYPE	THICKNESS (mm)	WIDTH (mm)
SHP	Aspen	22	34/42/45
	Thermo aspen	28	45/65/90/120/140/150
		21	65/80/90/120
	Thermo aspen, Thermo alder	28	45/65/90/120/140
	Thermo radiata	26	140/185
	Thermo pine	26	115/140



SHP / 21x65 / Thermo Aspen



SHP / 28x90 / Thermo Aspen & Aspen




BENCH BLOCK / 43x200 / Thermo Aspen





BENCH BLOCK / 43x200 / Aspen


# BENCH BLOCK

PRODUCT	WOOD TYPE	THICKNESS (mm)	WIDTH (mm)	LENGHT (mm)
BENCH BLOCK 	Aspen, Alder, Thermo aspen, Thermo alder	43	160	1750
				2350
				2950



BENCH BLOCK 	Aspen, Alder, Thermo aspen, Thermo alder	43	200	1750
				2350
				2950

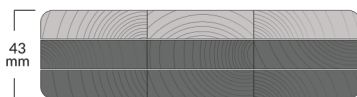
BENCH BLOCK 	Aspen, Alder, Thermo aspen, Thermo alder	43	294	1750
				2350
				2950

CONSTRUCTION BEAM				
	Aspen, Alder, Thermo aspen, Thermo alder	43	43	2200
		80	80	1500

BENCH BLOCK SUPPORT SET	WOOD TYPE	TOTAL DEPTH OF THE BENCH (mm)			
		WIDTH OF THE BOARD (mm)			
	Aspen, Alder, Thermo aspen, Thermo alder	160	200	294	
		2	332	412	600
		3	498	618	900
		4	664	824	NOT AVAILABLE
		10	1660	2060	NOT AVAILABLE

## THREE-LAYER WOOD COMPOSITE



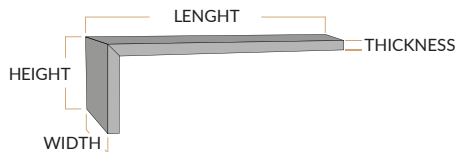
-  SOLID WOOD LAYER / GLUED
-  FINGER JOINTED AND GLUED LAYERS





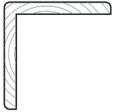
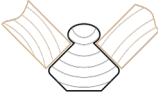

# BENCH LEG


WOOD TYPE	LENGHT x HEIGHT (mm)	THICKNESS x WIDTH (mm)
THERMO RADIATA	400 x 200 800 x 200 1200 x 200 1200 x 650	26 x 140 26 x 185
THERMO ASPEN	400 x 200 800 x 200 1200 x 200 1200 x 650	28 x 43 28 x 120
ASPEN	400 x 200 800 x 200 1200 x 200 1200 x 650	28 x 45 28 x 120
ALDER	400 x 200 800 x 200 1200 x 200 1200 x 650	28 x 45 28 x 120

## DIMENSION GUIDE




# LISTS

PRODUCT		WOOD TYPE	THICKNESS (mm)	WIDTH (mm)
DOOR LIST		Aspen, Alder, Thermo aspen, Thermo alder	12	42
			12	70
CORNER LIST		Aspen, Alder, Thermo aspen, Thermo alder	27	27
			20	40
INSIDE CORNER LIST		Aspen, Alder, Thermo aspen, Thermo alder	25	25
*On demand				
SHADOW CORNER LIST		Aspen, Alder, Thermo aspen, Thermo alder	15	18

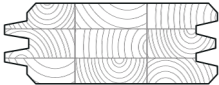








INSIDE CORNER LIST / Alder











DOOR LIST / Thermo Alder



















# BARREL SAUNA

PRODUCT	WOOD TYPE	THICKNESS (mm)	WIDTH (mm)	COVERING WIDTH (mm)
<b>FJ &amp; GLUED BLOCKBOHLEN</b>				
	Aspen	45	120	108
<b>BLOCKBOHLEN</b>				
	Thermo spruce,	42	90	78
	Thermo pine	42	115	103
		42	140	128
<b>BAREL</b>				
	Thermo spruce,	42	90	78
	Thermo pine	42	115	103
		42	140	128
<b>BAREL FIN</b>				
	Thermo spruce,	42	90	78
	Thermo pine	42	115	103
		42	140	128
<b>FLOOR BOARD</b>				
	Thermo pine	19	115	105
		19	140	130
		26	115	105
		26	140	130
<b>SHP</b>				
	Thermo pine	26	115	115
		26	140	140
<b>DVS</b>				
	Thermo pine	19	90	80
		19	115	105
		19	140	130

# ON DEMAND

PRODUCT	WOOD TYPE	THICKNESS (mm)	WIDTH (mm)	COVERING WIDTH (mm)
SRP 	Aspen, Alder, Thermo aspen, Thermo alder	15	45	36
		15	70	61
		15	90	81
FAS 	Aspen, Alder, Thermo aspen, Thermo alder	15	45	36
		15	70	61
		15	90	81
		15	120	111
DVS BRUSHED 	Thermo alder	15	90	81
		15	120	111
		15	150	141
F1 	Aspen, Alder, Thermo aspen, Thermo alder	15	45	45
		15	70	70
		15	90	90
		15	120	120
F2 	Aspen, Alder, Thermo aspen, Thermo alder	15	45	45
		15	70	70
		15	90	90
		15	120	120
R12 	Aspen, Alder Thermo aspen, Thermo alder	28	45/65/90/140	
		21	43/65/80/90/140	
		28	45/65/90/120/140	
F3 	Aspen, Alder Thermo aspen, Thermo alder	22	65/80/90/120	
		28	45/65/90/120/140	
		21	65/80/90/120	
		28	45/65/90/120/140	
F4 	Aspen, Alder Thermo aspen, Thermo alder	22	65/80/90/120	
		28	45/65/90/120/140	
		21	65/80/90/120	
		28	45/65/90/120/140	

# ACCESSORIES

PRODUCT			WOOD TYPE	DIMENSIONS (mm)
HEADREST 370LIGHT			Aspen, Alder	90x315x370
HEADREST 450 LIGHT			Aspen, Alder	90x315x450
HEADREST LINEN			Aspen, Alder	120x315x450
SAND TIMER			Aspen, Alder, Thermo ash	43x40x275
SAUNA HANGER			Aspen, Alder, Thermo aspen	150x40x730
SAUNA HANGER WITH SHELVES			Aspen, Alder, Thermo aspen	175x103x730
VENTILATION VALVE D100			Aspen, Alder, Thermo aspen	30xD145
VENTILATION VALVE D125			Aspen, Alder, Thermo aspen	30xD169
BENCH			Aspen, Alder, Thermo aspen	800x294x365 800x294x430 800x325x365 800x325x430 800x405x365 800x405x430 1000x294x430 1000x325x430 1000x405x430

# OUR TIMBER



Used in conditions of high temperature and humidity



Does not emit resin



Has a natural anti-fungal and insect protection that reduces the risk of wood damage such as mold or wood pests



Has a smooth texture, providing a comfortable seating surface



Suitable for people with more sensitive skin or respiratory problems



Able to effectively retain heat and reduce energy losses



Has a mild and pleasant scent, adding to the overall sensory experience in the sauna



Easy to process, which facilitates installation work, ensuring a convenient assembly process



Less likely to cause allergies


# IMAGINE



Walls: DVS / 18x185 / Thermo Radiata  
Bench: BENCH LEG / 26x185 / Thermo Aspen



Walls: DVS / 18x185 / Thermo Radiata  
Bench: BENCH LEG / 26x185 / Thermo Radiata



Walls: DVS / 15x90 / Thermo Aspen  
Bench: SHP / 28x43 / Aspen



Walls: BAREL FIN / 42x115 / Thermo Pine  
Bench: SHP / 28x90 / Thermo Aspen

## Our export markets



### Europe

Austria  
Belgium  
Croatia  
Czech Republic  
Denmark  
Estonia  
Finland  
France  
Germany  
Greece  
Hungary  
Iceland  
Ireland  
Italy  
Latvia  
Lithuania

Netherlands  
Norway  
Poland  
Portugal  
Romania  
Serbia  
Slovenia  
Spain  
Sweden  
Ukraine  
United Kingdom

### Asia

Israel  
United Arab Emirates

### North America

USA

### CONTACT US

+371 20681708



[adrians@royal-wood.com](mailto:adrians@royal-wood.com)



[royal-wood.com](http://royal-wood.com)



[royalwoodltd](https://www.instagram.com/royalwoodltd)